



BRADY

BMP[®] 61

LABEL PRINTER

Smarter, Better,
Faster, Stronger.



LEARN MORE

Visit carroll.com.au/BMP61

THE WIRING ACCESSORY SPECIALIST ■■■■■ QUALITY STANDARD ■■■■■ SERVICE GUARANTEE ■■■■■ EXCEPTIONAL CUSTOMER SERVICE ■■■■■ RELIABLE ■■■■■ DIVERSE RANGE ■■■■■



CONTENTS

Printer Overview	3
Wire & Cable Materials	10
Printer, Accessories and Ribbons	14
Printer Specifications	15

“
PERFORMANCE
THAT MATCHES
YOUR OWN.”

Your Trusted Identification Companion, All Day, Every Day, for Years to Come

Brady's BMP®61 label printer is designed for quick and efficient identification of wires, cables and components. With high performance materials that can handle the toughest industrial identification applications, this printer is your rugged and reliable partner in the field and dependable workhorse in the shop. It features multiple user interfaces, touch screen capabilities and a variety of ways to connect, manage and save your data.

With the BMP®61 printer in hand, you're ready to tackle identification tasks and finish those tasks flawlessly.

BMP® 61

LABEL PRINTER

SIMPLICITY & EFFICIENCY

- **Simple user interface** with easy menu, cursor and label navigation
- **Large, colour touch-screen display** to see exactly what the label is going to look like before it's printed
- **Automatic label formatting** with smart-cell technology
- **Easy material loading** with wide cover opening and large material bay
- **Intuitive typing** with QWERTY style keypad (AZERTY, QWERTZ, CYRILLIC), and effectively sized and spaced keys to reduce typing errors

VERSATILITY

- **Variety of application options**, including PermaSleeve® wire marking sleeves, self-laminating labels, voice & datcomm ID, safety labels, general ID and more
- **Die-cut, continuous & custom label supplies** up to 51mm and designed for high-performance
- **Crisp, clear labels** in small fonts to fit on your smallest wires and product ID materials, thanks to a 300 dpi print head
- **Data connectivity** with USB 2.0 ports (Type A and B), USB flash drive support and WiFi, allows users to quickly save, copy or send label designs from a computer, tablet or smart phone by using Brady Workstation

RELIABILITY

- **Industrial, rugged design** with rubber bumpers and tested to survive a 1.2 meter drop
- **Power options** include either a rechargeable NiMH battery or AC power to keep you printing wherever you go
- **2-year warranty** to ensure your printer is kept in top working condition
- **Utility strap** for improved storage and handling



“
**SMARTER,
BETTER, FASTER,
STRONGER.**”

“
KEY FEATURES
AT A GLANCE.”

BMP® 61

LABEL PRINTER



Easy Material Loading

With bulk size roll option

Die-Cut, Continuous a Custom

Label supplies up to 51mm

Crisp Print

With 300 dpi printhead

Label Grabber

Holds label after cutting

Automatic Label Formatting

With smart-cell technology

Large, Colour Touch-Screen Display

USB 2.0 Ports

(Type A & B); USB flash drive support; WiFi

QWERTY Style Keypad

(AZERTY, QWERTZ, CYRILLIC)

Rechargeable NIHM Battery

or AC Power (included)

Industrial and Drop Tested

Rugged design

Utility Strap

For easy storage and handling

2 YEAR
WARRANTY

BMP®61

LABEL PRINTER




TOP 3

FEATURES. ”

LIST MANAGEMENT

Improve your efficiency by using the built-in list feature to print entire label lists. There is no need to create every label separately. Instead, save your data spreadsheet as a CSV file on a portable USB drive to **easily download it to the BMP®61**. The printer will integrate your data in your labels.



PRINT SPEED

33.8 mm/sec print speed: developed especially for the busy cable & component professional of the 21st century.

Don't waste time waiting for labels to print!

Predefined label templates, label creation wizards, a built-in label cutter and data-serialisation options enable professionals to **identify** cables and components **even faster**.

CONNECTIVITY

Download, save & upload files such as logos or graphics to your BMP61 Label Printer via USB.



WATCH THE "HOW TO" VIDEOS ON OUR BRADY YOUTUBE CHANNEL



USB 2.0
(Type A & B)

BMP® 61 LABEL PRINTER




APPLICATION




DURASLEEVE INSERTS



INSIDE PANEL COMPONENT LABELS



WRAP-A-ROUND WIRE LABELS



TERMINAL BLOCK LABELS




CABLE TAGS




CABLE FLAGS



HEAT SHRINK WIRE MARKERS



PATCH PANEL LABELS



FIBER OPTIC CABLE MARKERS



ASSET TRACKING LABELS



EQUIPMENT LABELS



SAFETY LABELS

“
VERSATILITY
IN A PRINTER?
OF COURSE.”



ADVANTAGES OF LABELLING

“
**EVER LOST TIME
FIGURING OUT
WHERE EACH
WIRE GOES?**”

Durable professional labels that remain legible and stay attached in harsh conditions are extremely important to keep power, network, voice and data cables and components organised and running effectively.

Professional identification on wires, cables and components enables you to-

- Immediately recognise what needs checking during troubleshooting.
- Clearly mark parts for upcoming maintenance upgrades.
- Trace history, lifespan and supplier
- Add safety warnings or precautions

Ask yourself how much time or money you lose while trying to trace an unidentified faulty cable, wire or component....

Ask yourself how fast pressure builds when machinery, production lines, servers and services are impacted....


This is when professional labelling pays off big time.



WHAT IS A PROFESSIONAL LABEL? ”

BMP® 61 LABEL PRINTER

The combination of label liner, adhesive, substrate and topcoat provide a professional label's features, resistances, capabilities and durability.



1.

The topcoat gives the label its colour and finish, receives the print, and increases resistance against weathering, flames, chemicals or heat.

2.

The substrate gives the label its form and provides tensile properties such as strength and flexibility and physical properties such as chemical and temperature resistance.

3.

The adhesive attaches the label to a chosen surface type and ensures resistance against a set of environmental contexts.

4.

The label liner is a very thin carrier that releases the self-adhesive label.



EASY TO LOAD CONSUMABLES

The BMP®61 label printer provides easy material loading and an improved, wider and more open loading bay and door. The upgraded core design provides quick pop-in-and-out capabilities and prevents the material from rolling off the table surface and telescoping during change-overs.



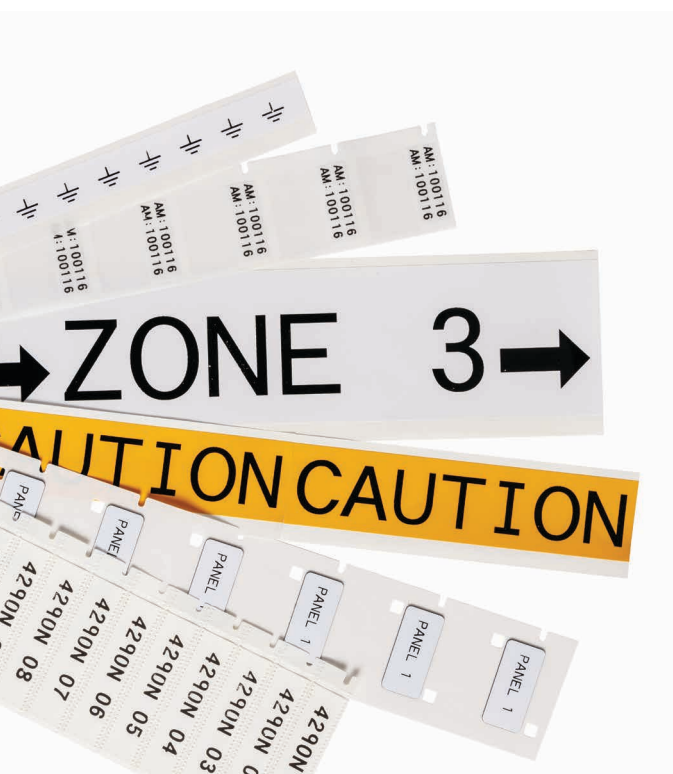
SMART-CELL TECHNOLOGY

With smart-cell technology built into rolls and ribbons, the printer is able to automatically format the objects on your label so that there is no guess work on your part. If materials are not compatible, the screen will show an error.



CARTRIDGE COMPATIBILITY

The BMP®61 label printer is designed to use most of the same material parts as the TLS2200 label printer.



“

MATERIAL OPTIONS DON'T STOP HERE. ”

The BMP®61 label printer supports over 600 label materials and prints on a range of die-cut and continuous materials up to 51mm wide.

For a full list of consumables, [visit **carroll.com.au**](http://visit.carroll.com.au) or contact Customer Service on 1800 777 458



WIRE & CABLE MATERIALS. ”

BMP® 61 LABEL PRINTER

Durasleeve Markers

Brady's Most Popular Wire & Cable Marking Solution. Durasleeve® markers create a durable legend. This solution consists of two components: a transparent tube (carrier) with a label pocket and an insert to slide into this pocket. Your legend is at all times protected by the tube and can easily be replaced.

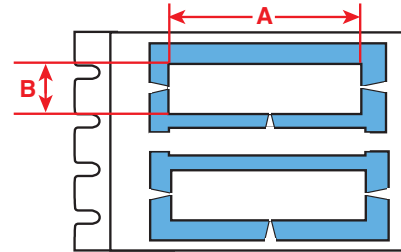


Fig. 38

B-390 Polypropylene Wire Marking Inserts

Designed to be printed and affixed to wire using extruded, clear PVC Wire Marking carriers.

Diagram	Catalogue Number	B-#	Material	Colour	Label Width A mm	Label Width B mm	Max Lines of Print	Max Char. Across 6	Max Char. Across 9	Max Char. Across 11	Inserts Per Roll	Rec. Ribbon
Fig. 38	18684	B-390	Polypropylene	White	15	4	1	11	8	6	300	M61-R6610
Fig. 38	853727	B-390	Polypropylene	Yellow	15	4	1	11	8	6	300	M61-R6610
Fig. 38	19305	B-390	Polypropylene	White	15	4	1	11	8	6	3,000	M61-R6610
Fig. 38	853671	B-390	Polypropylene	Yellow	15	4	1	11	8	6	3,000	M61-R6610
Fig. 38	18685	B-390	Polypropylene	White	30	4	1	23	16	6	300	M61-R6610
Fig. 38	853728	B-390	Polypropylene	Yellow	30	4	1	23	16	12	300	M61-R6610
Fig. 38	19306	B-390	Polypropylene	White	30	4	1	23	16	12	3,000	M61-R6610
Fig. 38	853672	B-390	Polypropylene	Yellow	30	4	1	23	16	12	3,000	M61-R6610

Durasleeve Wire Marking Carriers

Designed to be used in conjunction with the B-390 Durasleeve inserts.

Part No.	Reference	Carrier Length (mm)	Wire O.D. (mm)	Carriers Per Box
13255	DMC-1.3/3-15	15	1.3 - 3	1,000
13262	DMC-1.3/3-30	30	1.3 - 3	500
13256	DMC-2.5/5-15	15	2.5 - 5	1,000
13263	DMC-2.5/5-30	30	2.5 - 5	500
13258	DMC-4/10-15	15	4 - 10	500
13265	DMC-4/10-30	30	4 - 10	200
13259	DMC-8/16-15	15	8 - 16	500
13266	DMC-8/16-30	30	8 - 16	200



Self-Laminating Vinyl

B-427 Vinyl Material with Wrap-Around Tail

Self-laminating vinyl features a white printable area with a clear "tail" that wraps around the marker to protect the print. Superior resistance to abrasion, solvents, water, oil and dirt.

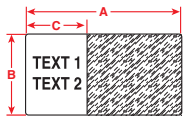


Fig. 27

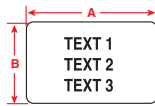


Fig. 29

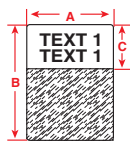


Fig. 32

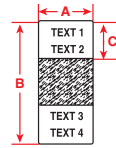


Fig. 43




Diagram	Part No.	Catalogue Number	B-#	Material	Colour	Label Width A mm	Label Height B mm	Write On Area C mm	Approx. Wire Gauge	Labels Per Row	Labels Per Pkg	Rec. Ribbon
Fig. 29	55151	PTL-105-427-AW	B-427	Vinyl	White	27.9	6.4	6.4	All White	1	750	M61-R4310
Fig. 32	200699	PTL-10-427	B-427	Vinyl	White	6.4	19.1	9.5	16 to 10	1	750	M61-R4310
Fig. 32	18346	PTL-11-427	B-427	Vinyl	White	12.7	19.1	9.5	16 to 10	1	500	M61-R4310
Fig. 32	18746	BM71-11-427	B-427	Vinyl	White	12.7	19.1	9.5	16 to 10	1	5,000	M61-R4310
Fig. 32	62349	PTL-96-427	B-427	Vinyl	White	25.4	19.1	9.5	16 to 10	1	250	M61-R4310
Fig. 29	62265	PTL-30-427-AW	B-427	Vinyl	White	38.1	19.1	19.1	All White	1	250	M61-R4310
Fig. 32	18365	PTL-17-427	B-427	Vinyl	White	12.7	25.4	9.5	12 to 10	1	500	M61-R4310
Fig. 32	115031	BM71-17-427	B-427	Vinyl	White	12.7	25.4	9.5	12 to 10	1	5,000	M61-R4310
Fig. 32	18369	PTL-18-427	B-427	Vinyl	White	19.1	25.4	9.5	10 to 4	1	250	M61-R4310
Fig. 32	18754	BM71-18-427	B-427	Vinyl	White	19.1	25.4	9.5	10 to 4	1	5,000	M61-R4310
Fig. 32	18373	PTL-19-427	B-427	Vinyl	White	25.4	25.4	9.5	12 to 10	1	250	M61-R4310
Fig. 32	18634	PTL-19-642	B-427	Vinyl	White	25.4	25.4	9.5	12 to 10	1	250	M61-R4310
Fig. 32	115108	BM71-19-427	B-427	Vinyl	White	25.4	25.4	9.5	12 to 10	1	2,500	M61-R4310
Fig. 32	62351	PTL-104-427	B-427	Vinyl	White	38.1	25.4	9.5	12 to 10	1	250	M61-R4310
Fig. 32	62352	PTL-87-427	B-427	Vinyl	White	44.5	25.4	9.5	12 to 10	1	250	M61-R4310
Fig. 29	62267	PTL-78-427-AW	B-427	Vinyl	White	48.3	25.4	25.4	All White	1	250	M61-R4310
Fig. 32	62348	PTL-102-427	B-427	Vinyl	White	12.7	31.8	9.5	10 to 4	1	250	M61-R4310
Fig. 32	62350	PTL-103-427	B-427	Vinyl	White	25.4	31.8	12.7	10 to 4	1	250	M61-R4310
Fig. 32	18406	PTL-28-427	B-427	Vinyl	White	6.4	38.1	12.7	10 to 4	1	750	M61-R4310
Fig. 32	18415	PTL-29-427	B-427	Vinyl	White	12.7	38.1	12.7	10 to 4	1	500	M61-R4310
Fig. 32	18766	BM71-29-427	B-427	Vinyl	White	12.7	38.1	12.7	10 to 4	1	5,000	M61-R4310
Fig. 32	18422	PTL-30-427	B-427	Vinyl	White	19.1	38.1	12.7	10 to 4	1	250	M61-R4310
Fig. 32	18767	BM71-30-427	B-427	Vinyl	White	19.1	38.1	12.7	10 to 4	1	2,500	M61-R4310
Fig. 32	18428	PTL-31-427	B-427	Vinyl	White	25.4	38.1	12.7	10 to 4	1	250	M61-R4310
Fig. 32	18768	BM71-31-427	B-427	Vinyl	White	25.4	38.1	12.7	10 to 4	1	2,500	M61-R4310
Fig. 32	18432	PTL-32-427	B-427	Vinyl	White	38.1	38.1	12.7	10 to 4	1	250	M61-R4310
Fig. 32	18769	BM71-32-427	B-427	Vinyl	White	38.1	38.1	12.7	10 to 4	1	1,000	M61-R4310
Fig. 32	62353	PTL-88-427	B-427	Vinyl	White	44.5	38.1	12.7	10 to 4	1	250	M61-R4310
Fig. 32	55153	PTL-107-427	B-427	Vinyl	White	50.8	38.1	12.7	10 to 4	1	100	M61-R4310
Fig. 32	55154	BM71-107-427	B-427	Vinyl	White	50.8	38.1	12.7	10 to 4	1	1,000	M61-R4310
Fig. 27	62259	PTL-74-427	B-427	Vinyl	White	12.7	55.8	19.1	Cables	1	100	M61-R4310
Fig. 32	18380	PTL-21-427	B-427	Vinyl	White	25.4	63.5	19.1	Cables	1	100	M61-R4310
Fig. 32	18636	PTL-21-642	B-427	Vinyl	White	25.4	63.5	19.1	Cables	1	100	M61-R4310
Fig. 32	18762	BM71-21-427	B-427	Vinyl	White	25.4	63.5	19.1	Cables	1	1,000	M61-R4310
Fig. 32	106452	PTL-157-427	B-427	Vinyl	White	38.1	63.5	19.1	Cables	1	100	M61-R4310
Fig. 32	62261	PTL-75-427	B-427	Vinyl	White	25.4	66.7	25.4	Cables	1	100	M61-R4310
Fig. 32	11199	PTL-66-427	B-427	Vinyl	White	49.2	80.0	25.4	Cables	1	100	M61-R4310
Fig. 43	201184	PTL-64-427	B-427	Vinyl	White	25.4	85.7	28.6	Cables	1	100	M61-R4310
Fig. 43	115033	BM71-64-427	B-427	Vinyl	White	25.4	85.7	28.6	Cables	1	1,000	M61-R4310
Fig. 32	18389	PTL-23-427	B-427	Vinyl	White	25.4	101.6	25.4	Cables	1	100	M61-R4310
Fig. 32	18763	BM71-23-427	B-427	Vinyl	White	25.4	101.6	25.4	Cables	1	1,000	M61-R4310
Fig. 32	18434	PTL-33-427	B-427	Vinyl	White	38.1	101.6	25.4	Cables	1	100	M61-R4310
Fig. 32	89439	PTL-109-427	B-427	Vinyl	White	38.1	101.6	31.8	Cables	1	100	M61-R4310
Fig. 32	115030	BM71-109-427	B-427	Vinyl	White	38.1	101.6	31.8	Cables	1	500	M61-R4310
Fig. 32	114878	BM71-33-427	B-427	Vinyl	White	38.1	101.6	25.4	Cables	1	500	M61-R4310
Fig. 32	18436	PTL-34-427	B-427	Vinyl	White	38.1	152.4	31.8	Cables	1	50	M61-R4310
Fig. 32	18771	BM71-34-427	B-427	Vinyl	White	38.1	152.4	31.8	Cables	1	500	M61-R4310

Self-Laminating Vinyl continued on next page.

Self-Laminating Vinyl

B-427 Vinyl Material with Wrap-Around Tail

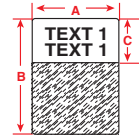


Fig. 32

Diagram	Part No.	Catalogue Number	B-#	Material	Colour	Label Width A mm	Label Height B mm	Write On Area C mm	Approx. Wire Gauge	Labels Per Row	Labels Per Pkg	Rec. Ribbon
Fig. 32	18543	PTL-10-427-YL	B-427	Vinyl	Yellow	6.4	19.1	9.5	16 to 10	1	750	M61-R4310
Fig. 32	18544	PTL-11-427-YL	B-427	Vinyl	Yellow	12.7	19.1	9.5	16 to 10	1	500	M61-R4310
Fig. 32	18545	PTL-17-427-YL	B-427	Vinyl	Yellow	12.7	25.4	9.5	12 to 10	1	500	M61-R4310
Fig. 32	18546	PTL-18-427-YL	B-427	Vinyl	Yellow	19.1	25.4	9.5	10 to 4	1	250	M61-R4310
Fig. 32	18643	PTL-19-427-YL	B-427	Vinyl	Yellow	25.4	25.4	9.5	12 to 10	1	250	M61-R4310
Fig. 32	33878	PTL-28-427-YL	B-427	Vinyl	Yellow	6.4	38.1	12.7	10 to 4	1	750	M61-R4310
Fig. 32	200981	PTL-29-427-YL	B-427	Vinyl	Yellow	12.7	38.1	12.7	10 to 4	1	500	M61-R4310
Fig. 32	18585	PTL-30-427-YL	B-427	Vinyl	Yellow	19.1	38.1	12.7	10 to 4	1	250	M61-R4310
Fig. 32	18577	PTL-31-427-YL	B-427	Vinyl	Yellow	25.4	38.1	12.7	10 to 4	1	250	M61-R4310
Fig. 32	18593	PTL-32-427-YL	B-427	Vinyl	Yellow	38.1	38.1	12.7	10 to 4	1	250	M61-R4310
Fig. 32	18511	PTL-21-427-YL	B-427	Vinyl	Yellow	25.4	63.5	19.1	Cables	1	100	M61-R4310
Fig. 32	18519	PTL-23-427-YL	B-427	Vinyl	Yellow	25.4	101.6	25.4	Cables	1	100	M61-R4310
Fig. 32	18527	PTL-33-427-YL	B-427	Vinyl	Yellow	38.1	101.6	25.4	Cables	1	100	M61-R4310
Fig. 32	18535	PTL-34-427-YL	B-427	Vinyl	Yellow	38.1	152.4	38.1	Cables	1	50	M61-R4310
Fig. 32	18648	PTL-19-427-BL	B-427	Vinyl	Blue	25.4	25.4	9.5	12 to 10	1	250	M61-R4310
Fig. 32	33883	PTL-28-427-BL	B-427	Vinyl	Blue	6.4	38.1	12.7	10 to 4	1	750	M61-R4310
Fig. 32	33891	PTL-29-427-BL	B-427	Vinyl	Blue	12.7	38.1	12.7	10 to 4	1	500	M61-R4310
Fig. 32	18590	PTL-30-427-BL	B-427	Vinyl	Blue	19.1	38.1	12.7	10 to 4	1	250	M61-R4310
Fig. 32	18582	PTL-31-427-BL	B-427	Vinyl	Blue	25.4	38.1	12.7	10 to 4	1	250	M61-R4310
Fig. 32	18598	PTL-32-427-BL	B-427	Vinyl	Blue	38.1	38.1	12.7	10 to 4	1	250	M61-R4310
Fig. 32	18516	PTL-21-427-BL	B-427	Vinyl	Blue	25.4	63.5	19.1	Cables	1	100	M61-R4310
Fig. 32	18624	PTL-23-427-BL	B-427	Vinyl	Blue	25.4	101.6	25.4	Cables	1	100	M61-R4310
Fig. 32	18532	PTL-33-427-BL	B-427	Vinyl	Blue	38.1	101.6	25.4	Cables	1	100	M61-R4310
Fig. 32	18540	PTL-34-427-BL	B-427	Vinyl	Blue	38.1	152.4	38.1	Cables	1	50	M61-R4310
Fig. 32	18649	PTL-19-427-BR	B-427	Vinyl	Brown	25.4	25.4	9.5	12 to 10	1	250	M61-R4310
Fig. 32	33884	PTL-28-427-BR	B-427	Vinyl	Brown	6.4	38.1	12.7	10 to 4	1	750	M61-R4310
Fig. 32	33892	PTL-29-427-BR	B-427	Vinyl	Brown	12.7	38.1	12.7	10 to 4	1	500	M61-R4310
Fig. 32	18591	PTL-30-427-BR	B-427	Vinyl	Brown	19.1	38.1	12.7	10 to 4	1	250	M61-R4310
Fig. 32	18583	PTL-31-427-BR	B-427	Vinyl	Brown	25.4	38.1	12.7	10 to 4	1	250	M61-R4310
Fig. 32	18599	PTL-32-427-BR	B-427	Vinyl	Brown	38.1	38.1	12.7	10 to 4	1	250	M61-R4310
Fig. 32	18517	PTL-21-427-BR	B-427	Vinyl	Brown	25.4	63.5	19.1	Cables	1	100	M61-R4310
Fig. 32	18525	PTL-23-427-BR	B-427	Vinyl	Brown	25.4	101.6	25.4	Cables	1	100	M61-R4310
Fig. 32	18533	PTL-33-427-BR	B-427	Vinyl	Brown	38.1	101.6	25.4	Cables	1	100	M61-R4310
Fig. 32	18541	PTL-34-427-BR	B-427	Vinyl	Brown	38.1	152.4	38.1	Cables	1	50	M61-R4310
Fig. 32	18646	PTL-19-427-GY	B-427	Vinyl	Grey	25.4	25.4	9.5	12 to 10	1	250	M61-R4310
Fig. 32	33881	PTL-28-427-GY	B-427	Vinyl	Grey	6.4	38.1	12.7	10 to 4	1	750	M61-R4310
Fig. 32	33889	PTL-29-427-GY	B-427	Vinyl	Grey	12.7	38.1	12.7	10 to 4	1	500	M61-R4310
Fig. 32	18588	PTL-30-427-GY	B-427	Vinyl	Grey	19.1	38.1	12.7	10 to 4	1	250	M61-R4310
Fig. 32	18580	PTL-31-427-GY	B-427	Vinyl	Grey	25.4	38.1	12.7	10 to 4	1	250	M61-R4310
Fig. 32	18596	PTL-32-427-GY	B-427	Vinyl	Grey	38.1	38.1	12.7	10 to 4	1	250	M61-R4310
Fig. 32	18514	PTL-21-427-GY	B-427	Vinyl	Grey	25.4	63.5	19.1	Cables	1	100	M61-R4310
Fig. 32	18522	PTL-23-427-GY	B-427	Vinyl	Grey	25.4	101.6	25.4	Cables	1	100	M61-R4310
Fig. 32	18530	PTL-33-427-GY	B-427	Vinyl	Grey	38.1	101.6	25.4	Cables	1	100	M61-R4310
Fig. 32	18538	PTL-34-427-GY	B-427	Vinyl	Grey	38.1	152.4	38.1	Cables	1	50	M61-R4310
Fig. 32	18645	PTL-19-427-GR	B-427	Vinyl	Green	25.4	25.4	9.5	12 to 10	1	250	M61-R4310
Fig. 32	33880	PTL-28-427-GR	B-427	Vinyl	Green	6.4	38.1	12.7	10 to 4	1	750	M61-R4310
Fig. 32	33888	PTL-29-427-GR	B-427	Vinyl	Green	12.7	38.1	12.7	10 to 4	1	500	M61-R4310
Fig. 32	18587	PTL-30-427-GR	B-427	Vinyl	Green	19.1	38.1	12.7	10 to 4	1	250	M61-R4310
Fig. 32	18579	PTL-31-427-GR	B-427	Vinyl	Green	25.4	38.1	12.7	10 to 4	1	250	M61-R4310
Fig. 32	18595	PTL-32-427-GR	B-427	Vinyl	Green	38.1	38.1	12.7	10 to 4	1	250	M61-R4310
Fig. 32	18513	PTL-21-427-GR	B-427	Vinyl	Green	25.4	63.5	19.1	Cables	1	100	M61-R4310
Fig. 32	18521	PTL-23-427-GR	B-427	Vinyl	Green	25.4	101.6	25.4	Cables	1	100	M61-R4310
Fig. 32	18529	PTL-33-427-GR	B-427	Vinyl	Green	38.1	101.6	25.4	Cables	1	100	M61-R4310
Fig. 32	18537	PTL-34-427-GR	B-427	Vinyl	Green	38.1	152.4	38.1	Cables	1	50	M61-R4310

Approximate wire gauge based on AWG for THHN wire. Self-Laminating Vinyl continued on next page.

Self-Laminating Vinyl

B-427 Vinyl Material with Wrap-Around Tail

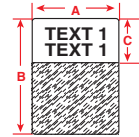


Fig. 32

Diagram	Part No.	Catalogue Number	B-#	Material	Colour	Label Width A mm	Label Height B mm	Write On Area C mm	Approx. Wire Gauge	Labels Per Row	Labels Per Pkg	Rec. Ribbon
Fig. 32	18644	PTL-19-427-OR	B-427	Vinyl	Orange	25.4	25.4	9.5	12 to 10	1	250	M61-R4310
Fig. 32	33879	PTL-28-427-OR	B-427	Vinyl	Orange	6.4	38.1	12.7	10 to 4	1	750	M61-R4310
Fig. 32	33887	PTL-29-427-OR	B-427	Vinyl	Orange	12.7	38.1	12.7	10 to 4	1	500	M61-R4310
Fig. 32	18586	PTL-30-427-OR	B-427	Vinyl	Orange	19.1	38.1	12.7	10 to 4	1	250	M61-R4310
Fig. 32	18578	PTL-31-427-OR	B-427	Vinyl	Orange	25.4	38.1	12.7	10 to 4	1	250	M61-R4310
Fig. 32	18594	PTL-32-427-OR	B-427	Vinyl	Orange	38.1	38.1	12.7	10 to 4	1	250	M61-R4310
Fig. 32	18512	PTL-21-427-OR	B-427	Vinyl	Orange	25.4	63.5	19.1	Cables	1	100	M61-R4310
Fig. 32	18520	PTL-23-427-OR	B-427	Vinyl	Orange	25.4	101.6	25.4	Cables	1	100	M61-R4310
Fig. 32	18528	PTL-33-427-OR	B-427	Vinyl	Orange	38.1	101.6	25.4	Cables	1	100	M61-R4310
Fig. 32	18536	PTL-34-427-OR	B-427	Vinyl	Orange	38.1	152.4	38.1	Cables	1	50	M61-R4310
Fig. 32	18647	PTL-19-427-PL	B-427	Vinyl	Purple	25.4	25.4	9.5	12 to 10	1	250	M61-R4310
Fig. 32	33882	PTL-28-427-PL	B-427	Vinyl	Purple	6.4	38.1	12.7	10 to 4	1	750	M61-R4310
Fig. 32	33890	PTL-29-427-PL	B-427	Vinyl	Purple	12.7	38.1	12.7	10 to 4	1	500	M61-R4310
Fig. 32	18589	PTL-30-427-PL	B-427	Vinyl	Purple	19.1	38.1	12.7	10 to 4	1	250	M61-R4310
Fig. 32	18581	PTL-31-427-PL	B-427	Vinyl	Purple	25.4	38.1	12.7	10 to 4	1	250	M61-R4310
Fig. 32	18597	PTL-32-427-PL	B-427	Vinyl	Purple	38.1	38.1	12.7	10 to 4	1	250	M61-R4310
Fig. 32	18515	PTL-21-427-PL	B-427	Vinyl	Purple	25.4	63.5	19.1	Cables	1	100	M61-R4310
Fig. 32	18523	PTL-23-427-PL	B-427	Vinyl	Purple	25.4	101.6	25.4	Cables	1	100	M61-R4310
Fig. 32	18531	PTL-33-427-PL	B-427	Vinyl	Purple	38.1	101.6	25.4	Cables	1	100	M61-R4310
Fig. 32	18539	PTL-34-427-PL	B-427	Vinyl	Purple	38.1	152.4	38.1	Cables	1	50	M61-R4310
Fig. 32	18650	PTL-19-427-RD	B-427	Vinyl	Red	25.4	25.4	9.5	12 to 10	1	250	M61-R4310
Fig. 32	33885	PTL-28-427-RD	B-427	Vinyl	Red	6.4	38.1	12.7	10 to 4	1	750	M61-R4310
Fig. 32	33893	PTL-29-427-RD	B-427	Vinyl	Red	12.7	38.1	12.7	10 to 4	1	500	M61-R4310
Fig. 32	18592	PTL-30-427-RD	B-427	Vinyl	Red	19.1	38.1	12.7	10 to 4	1	250	M61-R4310
Fig. 32	18584	PTL-31-427-RD	B-427	Vinyl	Red	25.4	38.1	12.7	10 to 4	1	250	M61-R4310
Fig. 32	18600	PTL-32-427-RD	B-427	Vinyl	Red	38.1	38.1	12.7	10 to 4	1	250	M61-R4310
Fig. 32	18518	PTL-21-427-RD	B-427	Vinyl	Red	25.4	63.5	19.1	Cables	1	100	M61-R4310
Fig. 32	18526	PTL-23-427-RD	B-427	Vinyl	Red	25.4	101.6	25.4	Cables	1	100	M61-R4310
Fig. 32	18534	PTL-33-427-RD	B-427	Vinyl	Red	38.1	101.6	25.4	Cables	1	100	M61-R4310
Fig. 32	18526	PTL-34-427-RD	B-427	Vinyl	Red	38.1	152.4	38.1	Cables	1	50	M61-R4310

Approx. wire gauge based on AWG for THHN wire.

SELF-LAMINATING LABEL HEIGHTS.

If you know your wire diameter or wire circumference, you can easily determine the correct label height by using the formula below.

Step 1: wire dia. x 3.147 (pi) = wire circumference

Step 2: wire circumference x 1.5 = total label length

(Multiplying by 1.5 allows the label to wrap 1.5 times around the wire)



PermaSleeve® Single-Sided Polyolefin Wire Marking Sleeves

B-342 Heat-Shrinkable Sleeve Material

3:1 heat shrinkable sleeve fits snugly around wire for identification and protection. Fade resistant and flame retardant. Meets the following material and physical property specifications:

- SAE-AMS-DTL-23053/5C (Class 1)
- SAE-AS-81531
- RoHS Compliant
- MIL-STD-202
- UL Recognised
- Tested per:
 - ASTM E662
 - ASTM E162

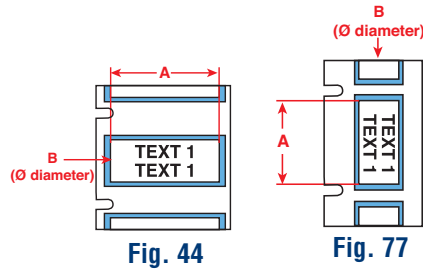


Diagram	Part No.	Catalogue Number	Colour	Approx. Wire Gauge	Range of Wire Diameter mm Min. – Max.	Supplied Diameter B mm	Sleeve Length A mm	Recovered Diameter mm	Recovered Wall Thickness mm	Sleeves Per Roll	Rec. Ribbon
Fig. 44	18456	PSPT-094-1-WT	White	28 to 20	0.6 - 2.0	2.4	25.8	0.6	0.6 ± 0.07	100	M61-R4310
Fig. 44	115005	BM71-94-1-342	White	28 to 20	0.6 - 2.0	2.4	25.8	0.6	0.6 ± 0.07	2,500	M61-R4310
Fig. 44	18463	PSPT-094-175-WT	White	28 to 20	0.6 - 2.0	2.4	44.8	0.6	0.6 ± 0.07	100	M61-R4310
Fig. 44	18773	BM71-94-175-342	White	28 to 20	0.6 - 2.0	2.4	44.8	0.6	0.6 ± 0.07	2,500	M61-R4310
Fig. 77	148106	PSPT-094-2-WT-R	White	28 to 20	0.6 - 2.0	2.4	50.8	0.6	0.6 ± 0.07	70	M61-R4310
Fig. 77	148110	PSPT-094-2-YL-R	Yellow	28 to 20	0.6 - 2.0	2.4	50.8	0.6	0.6 ± 0.07	70	M61-R4310
Fig. 77	148102	PSPT-094-2-BK-R	Black	28 to 20	0.6 - 2.0	2.4	50.8	0.6	0.6 ± 0.07	70	M61-R4410-WT
Fig. 44	18457	PSPT-125-1-WT	White	22 to 16	1.2 - 2.8	3.2	25.8	1.2	0.5 ± 0.07	100	M61-R4310
Fig. 44	115010	BM71-125-1-342	White	22 to 16	1.2 - 2.8	3.2	25.8	1.2	0.5 ± 0.07	1,000	M61-R4310
Fig. 44	18464	PSPT-125-175-WT	White	22 to 16	1.2 - 2.8	3.2	44.8	1.2	0.5 ± 0.07	100	M61-R4310
Fig. 44	115008	BM71-125-175-342	White	22 to 16	1.2 - 2.8	3.2	44.8	1.2	0.5 ± 0.07	1,000	M61-R4310
Fig. 77	146241	PSPT-125-2-WT-R	White	22 to 16	0.5 - 2.0	3.2	50.8	1.2	0.5 ± 0.07	70	M61-R4310
Fig. 77	146242	PSPT-125-2-YL-R	Yellow	22 to 16	0.5 - 2.0	3.2	50.8	1.2	0.5 ± 0.07	70	M61-R4310
Fig. 77	146236	PSPT-125-2-BK-R	Black	22 to 16	0.5 - 2.0	3.2	50.8	1.2	0.5 ± 0.07	70	M61-R4410-WT
Fig. 44	18458	PSPT-187-1-WT	White	20 to 10	1.6 - 3.8	4.7	25.8	1.6	0.5 ± 0.07	100	M61-R4310
Fig. 44	115088	BM71-187-1-342	White	20 to 10	1.6 - 3.8	4.7	25.8	1.6	0.5 ± 0.07	1,000	M61-R4310
Fig. 44	18465	PSPT-187-175-WT	White	20 to 10	1.6 - 3.8	4.7	44.8	1.6	0.5 ± 0.07	100	M61-R4310
Fig. 44	115011	BM71-187-175-342	White	20 to 10	1.6 - 3.8	4.7	44.8	1.6	0.5 ± 0.07	1,000	M61-R4310
Fig. 77	146243	PSPT-187-2-WT-R	White	20 to 10	1.6 - 3.8	4.7	50.8	1.6	0.5 ± 0.07	70	M61-R4310
Fig. 77	146240	PSPT-187-2-YL-R	Yellow	20 to 10	1.6 - 3.8	4.7	50.8	1.6	0.5 ± 0.07	70	M61-R4310
Fig. 77	146237	PSPT-187-2-BK-R	Black	20 to 10	1.6 - 3.8	4.7	50.8	1.6	0.5 ± 0.07	70	M61-R4410-WT
Fig. 44	18459	PSPT-250-1-WT	White	16 to 8	2.4 - 5.5	6.4	25.8	2.4	0.6 ± 0.07	100	M61-R4310
Fig. 44	18780	BM71-250-1-342	White	16 to 8	2.4 - 5.5	6.4	25.8	2.4	0.6 ± 0.07	1,000	M61-R4310
Fig. 44	18466	PSPT-250-175-WT	White	16 to 8	2.4 - 5.5	6.4	44.8	2.4	0.6 ± 0.07	100	M61-R4310
Fig. 44	18779	BM71-250-175-342	White	16 to 8	2.4 - 5.5	6.4	44.8	2.4	0.6 ± 0.07	1,000	M61-R4310
Fig. 77	146239	PSPT-250-2-WT-R	White	16 to 8	2.4 - 5.5	6.4	50.8	2.4	0.6 ± 0.07	70	M61-R4310
Fig. 77	146244	PSPT-250-2-YL-R	Yellow	16 to 8	2.4 - 5.5	6.4	50.8	2.4	0.6 ± 0.07	70	M61-R4310
Fig. 77	146234	PSPT-250-2-BK-R	Black	16 to 8	2.4 - 5.5	6.4	50.8	2.4	0.6 ± 0.07	70	M61-R4410-WT
Fig. 44	18460	PSPT-375-1-WT	White	12 to 4	3.2 - 5.5	9.5	25.8	3.1	0.6 ± 0.07	100	M61-R4310
Fig. 44	115018	BM71-375-1-342	White	12 to 4	3.2 - 5.5	9.5	25.8	3.1	0.6 ± 0.07	1,000	M61-R4310
Fig. 44	18467	PSPT-375-175-WT	White	12 to 4	3.2 - 5.5	9.5	44.8	3.1	0.6 ± 0.07	100	M61-R4310
Fig. 44	18781	BM71-375-175-342	White	12 to 4	3.2 - 5.5	9.5	44.8	3.1	0.6 ± 0.07	1,000	M61-R4310
Fig. 77	146235	PSPT-375-2-WT-R	White	12 to 4	3.2 - 5.5	9.5	16.4	3.1	0.6 ± 0.07	70	M61-R4310
Fig. 77	146238	PSPT-375-2-YL-R	Yellow	12 to 4	3.2 - 5.5	9.5	16.4	3.1	0.6 ± 0.07	70	M61-R4310
Fig. 77	146245	PSPT-375-2-BK-R	Black	12 to 4	3.2 - 5.5	9.5	16.4	3.1	0.6 ± 0.07	70	M61-R4410-WT
Fig. 44	18461	PSPT-500-1-WT	White	8 to 1	4.8 - 11.4	12.7	25.8	4.7	0.6 ± 0.07	100	M61-R4310
Fig. 44	115021	BM71-500-1-342	White	8 to 1	4.8 - 11.4	12.7	25.8	4.7	0.6 ± 0.07	1,000	M61-R4310
Fig. 44	18468	PSPT-500-175-WT	White	8 to 1	4.8 - 11.4	12.7	44.8	4.7	0.6 ± 0.07	100	M61-R4310
Fig. 44	18786	BM71-500-175-342	White	8 to 1	4.8 - 11.4	12.7	44.8	4.7	0.6 ± 0.07	1,000	M61-R4310
Fig. 77	148099	PSPT-500-2-WT-R	White	8 to 1	4.8 - 11.4	12.7	50.8	4.7	0.6 ± 0.07	70	M61-R4310
Fig. 77	148109	PSPT-500-2-YL-R	Yellow	8 to 1	4.8 - 11.4	12.7	50.8	4.7	0.6 ± 0.07	70	M61-R4310
Fig. 77	148101	PSPT-500-2-BK-R	Black	8 to 1	4.8 - 11.4	12.7	50.8	4.7	0.6 ± 0.07	70	M61-R4410-WT
Fig. 77	148105	PSPT-750-2-WT-R	White	6 to 4/10	17.8	19.5	50.8	6.4	0.6 ± 0.07	70	M61-R4310
Fig. 77	148104	PSPT-750-2-YL-R	Yellow	6 to 4/10	17.8	19.5	50.8	6.4	0.6 ± 0.07	70	M61-R4310
Fig. 77	148100	PSPT-750-2-BK-R	Black	6 to 4/10	17.8	19.5	50.8	6.4	0.6 ± 0.07	70	M61-R4410-WT
Fig. 44	18462	PSPT-1000-1-WT	White	2 to 0.95	8.5 - 24.1	25.4	25.8	9.5	0.9 ± 0.07	50	M61-R4310
Fig. 44	18469	PSPT-1000-175-WT	White	2 to 0.95	8.5 - 24.1	25.4	44.8	9.5	0.9 ± 0.07	50	M61-R4310
Fig. 44	115007	BM71-1000-175-342	White	2 to 0.95	8.5 - 24.1	25.4	44.8	9.5	0.9 ± 0.07	500	M61-R4310
Fig. 77	148108	PSPT-1000-2-WT-R	White	2 to 0.95	8.5 - 24.1	25.4	50.8	9.5	0.9 ± 0.07	70	M61-R4310
Fig. 77	148107	PSPT-1000-2-YL-R	Yellow	2 to 0.95	8.5 - 24.1	25.4	50.8	9.5	0.9 ± 0.07	70	M61-R4310
Fig. 77	148103	PSPT-1000-2-BK-R	Black	2 to 0.95	8.5 - 24.1	25.4	50.8	9.5	0.9 ± 0.07	70	M61-R4410-WT



BRADY WORKSTATION.

Get more done faster with simple labelling software apps.

The latest in label creation software, Brady Workstation has revolutionised how you design and print labels and signs. Simply pick the apps you need to get the job done, and enjoy the benefits of simple, efficient and flexible label creation.

PRINTER, ACCESSORIES AND RIBBONS.

Printer Catalogue Numbers

Part No.	Catalogue Number	Description
877863	BMP61-W	BMP61 Label Printer* with WiFi
	Printer Accessories	
146220	BMP-HC-1	Hardcase Accessory
146233	BMP-STRAP-1	Carrying Strap
146221	BMP-MAGNET-1	Magnet Accessory
876185	BMP41-QC	External Battery Quick Charger
133255	BMP41-BATT	Rechargeable NiMH Battery
146228	BMP61-BATCOV	Battery Cover
146222	BMP61-CUTTER	Cutter Accessory
18556	PCK-5	Cleaning Kit 5-Pack

PRINTER RIBBONS.

All materials in the printer will work with a new series of M61 ribbons that easily fit into the printer.

Part no.	Catalogue Number	Colour	Description	Size
148134	M61-R6610	Black	R6600 Series Ribbon	50.8 mm x 22.85 m
148128	M61-R6010	Black	R6000 Series Ribbon	50.8 mm x 22.85 m
148135	M61-R6410	Black	R6410 Series Ribbon	50.8 mm x 22.85 m
148129	M61-R4310	Black	R4300 Series Ribbon	50.8 mm x 22.85 m
148130	M61-R6210	Black	R6200 Series Ribbon	50.8 mm x 22.85 m
148131	M61-R4410-WT	White	R4400 Series Ribbon	50.8 mm x 22.85 m
148136	M61-R6810-WT	White	R6800 Series Ribbon	50.8 mm x 22.85 m
148086	M61-R6710-WT	White	R6710 Series Ribbon	50.8 mm x 22.85 m
148132	M61-R4410-RD	Red	R4400 Series Ribbon	50.8 mm x 22.85 m
148133	M61-R4410-BL	Blue	R4400 Series Ribbon	50.8 mm x 22.85 m

GET BRADY WORKSTATION TODAY!



1. Download Brady Workstation at Workstation.BradyID.com



2. Fill the workstation with the apps you want and leave out the ones you don't.



3. Save time by quickly designing labels and printing them on your Brady printer.



Learn more at Workstation.BradyID.com



* Printer ships with AC adapter/battery charger, NiMH rechargeable battery, USB cord, utility strap, hardcase, PTL-19-423 label material, M61-R6010 ribbon, Quick Start Guide and Driver Disks.



PRINTER SPECIFICATIONS

Printer:	
Printer Name	BMP®61 Label Printer
Print Resolution	Thermal transfer, 300 dpi
Max Lines of Print	25
Print Speed	33.8mm/sec
Keyboard Type*	QWERTY, AZERTY, QWERTZ, CYRILLIC
Dimensions:	328.5 x 107.2 x 106.5 mm
Weight	1.45kg (equipped with supplied media & ribbon)
Warranty	2 Year
Overmold/Rugged	Yes
Operating Temp	5° to 49° C
Humidity	10% to 90% (non-condensing)
Storage Temp	-30° to 60° C
Continuous or Die Cut Labels	Continuous and die cut
Portability	Yes, via grip or strap
Features:	
Memory	512 MB RAM / 256 MB Flash
User Profiles	No
Cutter Type	Manual
Cut Options	Cut between labels or at end of print job
Label Retention After Cut	No, dispensed upright
Labels Per Day (Average)	750
Battery Life Indicator	Yes
Label Odometer (Supply Remaining)	Yes
Wearability Options	Yes, via strap
Drop Test	Drop Tested to spec MIL-STD-810G: 1.2 meter
Languages*	22: Bulgarian, Croatian, Czech, Danish, Dutch, English, Estonian, Finnish, French, German, Hungarian, Italian, Norwegian, Polish, Portuguese, Romanian, Russian, Slovak, Slovenian, Spanish, Swedish, Turkish
Power:	
Power Supply	Rechargeable NiMH battery, AC Power/battery changer
Battery Included	Yes
Battery Life	1000 labels
Rechargeable Battery	Yes NiMH (1200mAh)
Re-Charge Time (estimated)	4 hours
Charging Options	Internal or External with quick charger
Power Source Voltage	110-240
Auto Shut Off	User configurable 5-30 minutes
Print Functions:	
Wire and Cable Wrap Mode	Yes
Cable Flag Mode	Yes
Terminal Block Mode	Yes
Patch Panel Mode	Yes
Circuit Breaker Mode	Yes
Banner (Landscape)	Yes
Banner (Portrait)	Yes
Print Preview	Yes
Multi-Label View	No
Serialisation	Yes, multiple and linked
Barcoding	39 & 128
Date/Time Stamp (Real Time Clock)	Yes
History	Yes, last 10 print jobs
Fixed Length	Yes
Mirror Print	Yes
Vertical Print	Yes
Reverse Print	Yes
Rotate Print	Yes
Auto Format	Yes

Text Justification	Horizontal: left, center or right Vertical: top, middle, bottom
List Function	Yes
Graphic Download	Yes
Print Functions: (continued)	
Multi-Copy Printing	Up to 999 Copies
Multi-Line Print	Yes
Frame Feature	Yes
Save Files	Yes
Display:	
LCD Type / Size	Custom LCD, Colour, 71mm QVGA
LCD Resolution	320 x 240 pixels
LCD Characters	Font Size Dependent
LCD Backlight	Yes
Communication and Interface:	
Connectivity:	USB 2.0, USB Flash drive, Wi-Fi*
PC Connectivity	USB/Wifi
Import Data	Yes, via USB Flash drive
Software Compatibility	Brady Workstation, Labelmark® Software version 6.0 or higher, Brady Mobile Apps
Media:	
Type	Ribbon and Tape separate, also bulk rolls
Load Labels Location	Top
Label Output Location	Top
Compatible Media	BPTL, BPTDS, BPSPT, BPTLTB, PTL, PSHT, PTLEP, PTS, PTLFP, PSPT, PTPSL, PSFR, PTPS, PTLSL, BM71, M61, M61C, BM61C, Custom available
Memory in Cartridge	Yes
Maximum Print Width	48.76 mm
Maximum Print Length	1016 mm
Maximum Liner Width	57 mm
Media Widths	6.4mm to 50.8mm
Minimum Media Width	6.4mm
Minimum Label Height	5.99mm
Liner Width	26mm, 33mm, 40mm, 46mm, 57mm
Included Media	M61-R6010 PTL-19-423 (25.4 x 25.4mm)
Number of Stock Parts*	600+
Colour Print Capability	Single print colour on a label
Available Media Colours	Media: White, Yellow, Grey, Green, Orange, Red, Clear, Silver, Blue, Brown, Purple, Clear Ribbon: Black, White, Blue and Red
Ribbons	Compatible ribbons begin with M61-Rxxx
Cartridge Width Detection	Yes
Cartridge Setting Detection	Yes
Custom Labels Available	Yes
Compliance:	
Agency Approvals*	FCC Class A, UL-BMP61 WLAN IEEE 802.11 b/g/n-BMP61-W
Trade	Harmonisation Code: (HTS Schedule A or B) /844.39.9000, Country of Origin: Malaysia (printer), ECCN: EAR99
MSDS	For battery MSDS visit www.BradyID.com.au
Fonts, Graphics, Symbols:	
Font	Points or Millimeters
Text Sizes	4-174pt + auto-sizing
Number of Fonts	(2) Brady Alpine, Brady Fixed Width
Number of Symbols	450
Special Characters	Depends upon Regional Keypad, see manual
Symbols	Arrows, Datacomm, Electrical, Exit, Fire Safety, First Aid, CLP/GHS, HSID, Greek, Home Electrical, International, Laboratory, Mandatory, Packaging, Miscellaneous, Personal Protective Equipment, Prohibition, Public Info, Safety, Warning, WHMIS

*Available in select countries. Specification subject to change without notice.



CARROLL AUSTRALIA
Customer Service • 1800 777 458
Carroll.com.au

© 2018 Brady Worldwide Inc. ALL RIGHTS RESERVED